







Year 2 Spring 2 - Home learning Grid Please share anything you do on your Dojo profile

<p><u>Suffix Word Hunt</u></p> <p>Become a word detective! Choose three of your favourite books. Find and create a list of words that contain the suffix 'ful' and 'ly' e.g. wonderful, colourful and quickly, slowly etc.</p> <p><u>Ask me:</u> What words have you found? Which suffix is it? Which are your favourite words that you have found?</p> <p><u>Challenge:</u> Can you do the same for the suffix 'less' and 'ment' e.g. enjoyment and fearless</p> <p><u>Key Vocabulary:</u> suffix, ending, spelling, adverb</p> 	<p><u>RE</u></p> <p>Talk about ways you have celebrated Easter over the years with your friends and family.</p> <p>Draw some pictures to share your ideas, and give them a caption</p> <p><u>Ask me:</u> What do we do to celebrate? What do we believe? What do Christians believe?</p> <p><u>Key Vocabulary:</u> Easter, Christian, church, celebrate, Jesus, cross, crucifix</p> 	<p><u>Maths Word problems</u></p> <p>Practice adding and subtracting two 2-digit numbers using an un-labelled number-line:</p> $28 + 43 = 71$  <p>Have a go at the following maths word problem game using a computer or tablet. Don't forget to read the question carefully before deciding your answers!</p> <p>IXL - Addition and subtraction word problems - numbers up to 20 (Year 2 maths practice)</p> <p>There is also an option for problems up to 100 IXL - Addition and subtraction word problems - numbers up to 100 (Year 2 maths practice)</p>	<p><u>Art</u></p> <p>Research the artist George Seurat and talk about his style of artwork. Can you create your own piece of pointillism artwork at home?</p> <p><u>Ask me:</u> What can you see? How does he paint? How can we create art in the same way? What could we use to create this style?</p> <p><u>Key Vocabulary:</u> art, artist, style, colour, pointillism, George Seurat, pattern</p> 
<p><u>Poetry</u></p> <p>Can you find a poem that you really enjoy reading? You could look online or find a poetry book in the library. Learn the poem and perform it aloud for your family. You could even upload a video to show us all at school!</p> <p><u>Ask me:</u> Why do you like this poem? What is it about? Is there a message the poem is trying to tell you?</p> <p><u>Challenge:</u> Can you choose a topic and write your own poem (you could base it on the style of the poem that you performed)</p> <p><u>Key Vocabulary:</u> poem, poetry, line, stanza, perform</p>	<p><u>Geography</u></p> <p>Could you go for a walk around your local area. Look at what you see as you walk around. Can you create a map from a bird's eye view of what you see. You might want to look at some examples of maps before you do this.</p> <p><u>Ask me:</u> What is close to where you live? What is next to it? Are there any key buildings or features e.g. church/shop/park?</p> <p><u>Challenge:</u> Can you create a key to go with your map so that we know what each drawing on your map is.</p> <p><u>Key Vocabulary:</u> map, features, key, location, birds eye view</p> 	<p><u>Science</u></p> <p>Make a chart with seven columns. Label the columns; Glass, Wood, Metal, Plastic, Brick, Paper & Cardboard.</p> <p>Then walk around your house and write the name of objects you find under their correct material.</p> <p><u>Ask me:</u> What is it made from? Why is it made from that material?</p> <p><u>Challenge:</u> Write 3 sentences about some of the objects you found and explain why they are made from that material.</p> <p><u>Key Vocabulary:</u> glass, wood, metal, plastic, brick, paper, cardboard, hard, soft, comfortable, strong, flexible, waterproof, transparent, opaque, rigid</p> 	<p><u>PE</u></p> <p>Using a ball such as a tennis ball, have a go at throwing it against a wall, letting it bounce once and then catching it before it bounces again. How many can you do in a row? Can you catch the ball with one hand?</p> <p><u>Ask me:</u> Where do you need to throw the ball to make sure you can catch it? Can you try using a different hand to catch each time you catch the ball?</p> <p><u>Challenge:</u> Use your hand as a racket, and try hitting the ball against the wall, letting it bounce once and then hitting it again. How many can you do this time?</p> <p><u>Key Vocabulary:</u> catch, throw, co-ordination, racket</p>

Year 2 Spring 2 - Home learning Grid
Please share anything you do on your Dojo profile